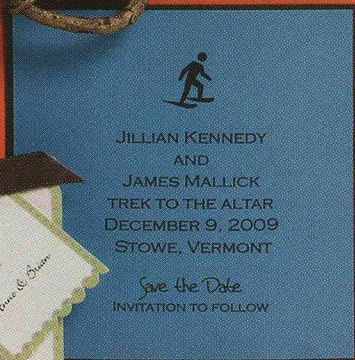
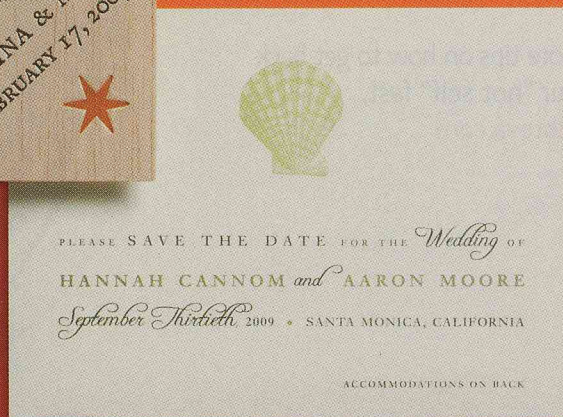


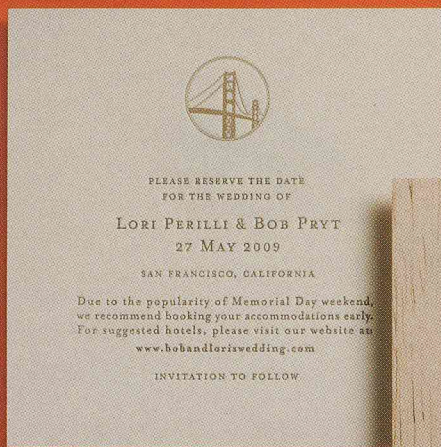


Save the date

Give your friends and family a heads-up—and a taste of your wedding location—with these festive stationery choices



Hosting a destination wedding? Your save-the-date cards should get your guests excited about the trip to come. To give your misses a sense of place, look to maps, postcards, and trinkets like starfish or pebbles. Be creative!

»1. Show your love for San Francisco with its most iconic landmark. Golden Gate Bridge letterpress card, \$780 for 100, Carrot & Stick Press; carrotandstickpress.com. »2. A piece of balsa wood is featherlight, but heavy on western style for ranch celebrations. Letterpress wood, \$1,000 for 100, Milkfed Press; milkfedpress.com. »3. A simple black pine tree adds elegance to a forest fete. Letterpress pine tree, \$700 for 100, ModernPress, modern-letterpress.com. »4. This single seashell hints at a tasteful resort reception. Two-color offset shell, from \$8, A Papier; apapier.com. »5. Snowshoes suggest a winter wedding and double as ornaments. Ski motif offset card and tag with snowshoes, \$1,500 for 100, RedBliss; redbliss.com. »6. Palm trees announce an island beach bash—who could say no? Palm tree laser-printed card and tag with ribbon, \$19 for 10, Putnam House; putnamhouse.net. —Lexi Dwyer

TIP: INCLUDE AIRLINE AND HOTEL INFO OR YOUR WEB SITE'S URL ON YOUR SAVE-THE-DATE CARDS.

WEDDINGS AWAY